

Monthly Report (November 2018)

In November the total and average daily traded volume was 228 927 MWh and 11 446,35 MWh respectively. The number of admitted members was 21 in the examined month.



Admitted Members

- Alpiq Energy SE
- Axpo Trading AG
- BC-Energiakereskedő Kft.
- CEZ, a.s.
- CHP ERŐMŰ Kft.
- EDF Trading Limited
- EDS International SK

- Enel Trade S.p.A.
- Freepoint Commodities Europe LLP
- GEN-I d.o.o.
- HEP d.d.
- Holding Slovenske Elektrarne d.o.o.
- LE Trading a.s.
- Magyar Áramszolgáltató Kft.

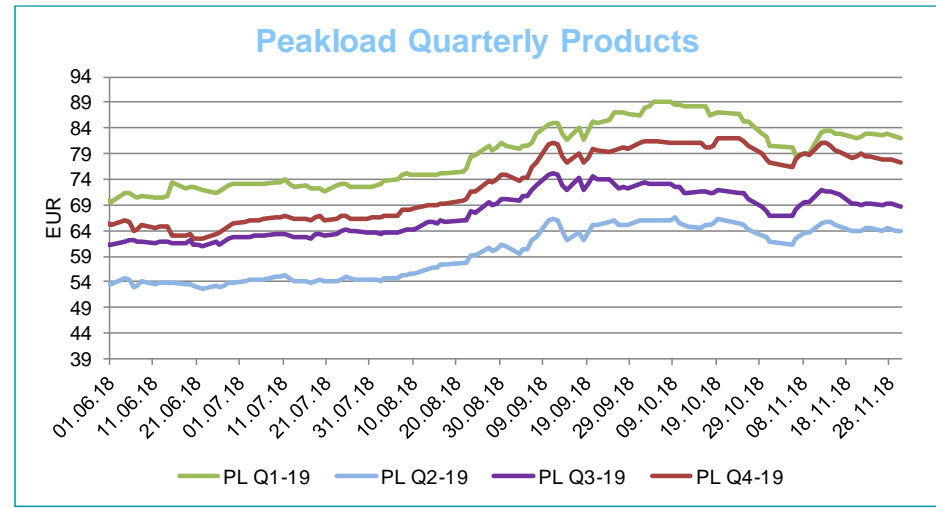
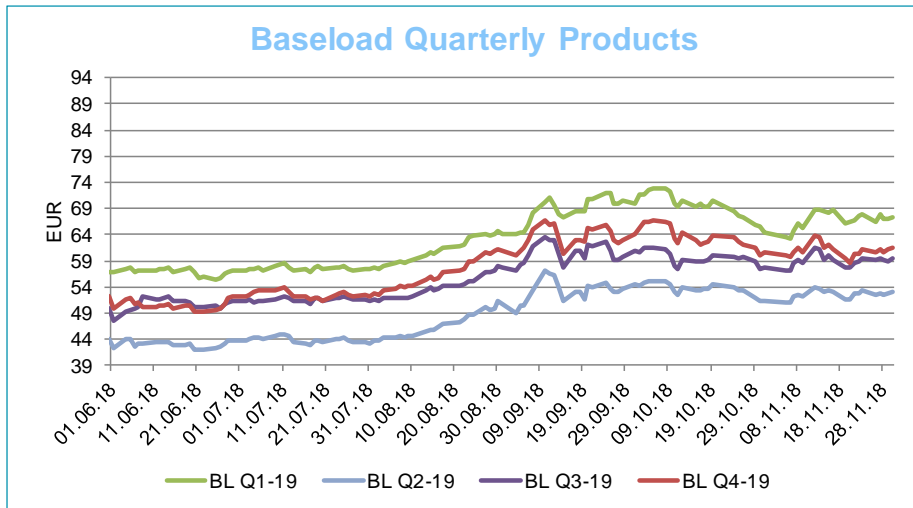
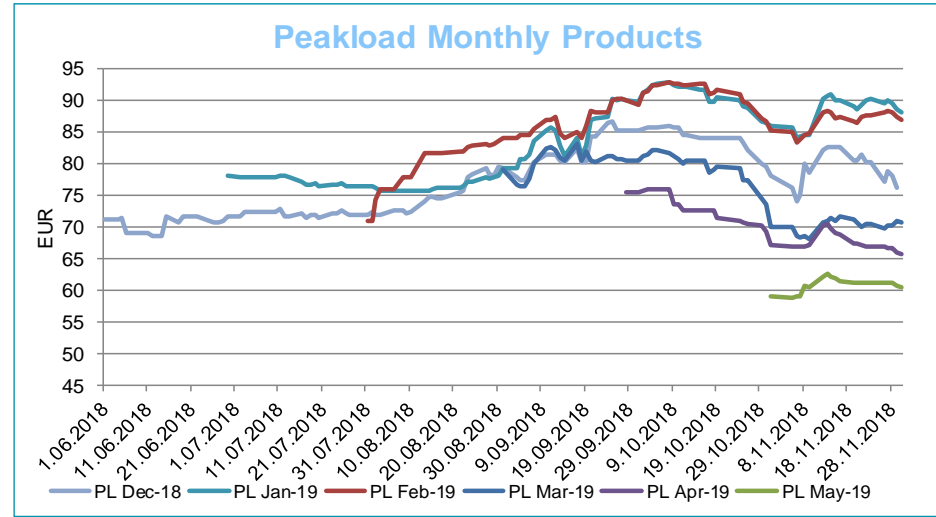
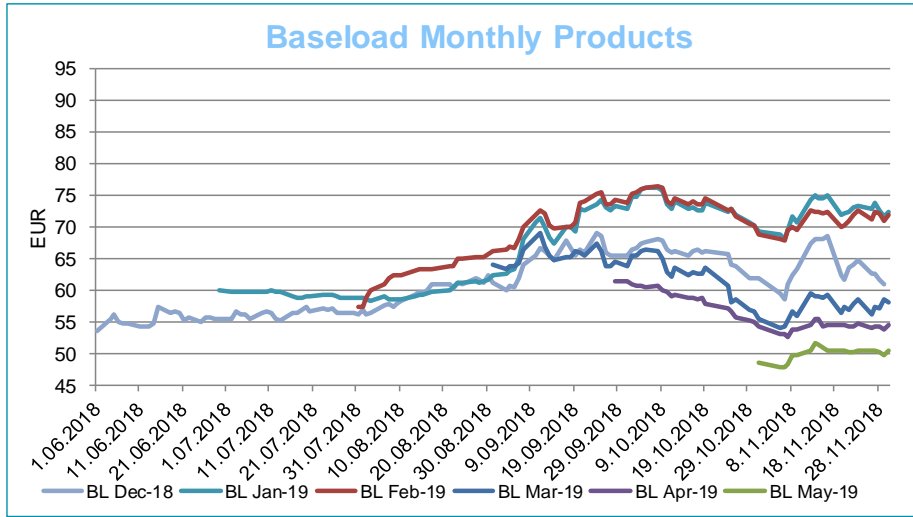
- Mátrai Erőmű Zrt.
- MAVIR Zrt.
- MET Austria Energy Trade GmbH
- MVM Partner Zrt.
- OMV Marketing and Trading GmbH
- RWE Supply & Trading GmbH
- Sinergy Energiakereskedő Kft.

Partners

- Tradition Financial Services Ltd. (broker)
- 42 Financial Services, a.s. (broker)
- ARRACO Global Markets Ltd. (broker)

Instruments	BASE_avg	Low	High	PEAK_avg	Low	High
WK-41	58,14	56,90	60,05			
WK-42	67,60	60,95	74,07			
WK-43	71,63	62,00	79,37			
WK-44	68,71	62,00	75,00			
WK-45	67,87	65,00	71,55			
WK-46	64,71	62,00	69,57			
WK-47	57,98	55,54	65,00			
WK-48	55,73	55,73	55,73			
Nov-18	63,67	58,51	68,67	79,40	73,99	82,61
Dec-18	72,39	68,04	75,05	88,33	83,97	90,78
Jan-19	71,03	67,86	72,54	86,70	83,20	88,36
Feb-19	57,32	54,00	59,55	70,13	67,98	71,53
Mar-19	54,20	52,73	55,59	67,54	65,81	70,38
Apr-19	50,10	47,77	51,76	60,92	58,86	62,57
Q1-19	66,78	63,24	68,80	81,85	78,69	83,58
Q2-19	52,56	50,90	54,00	64,09	61,31	65,81
Q3-19	59,00	57,11	61,50	69,55	66,93	71,80
Q4-19	60,98	58,70	63,90	78,70	76,38	81,01
Q1-20	62,20	59,95	63,49	77,21	75,80	78,27
Q2-20	49,01	47,92	50,71	59,48	57,74	61,07
Q3-20	54,68	52,81	57,22	64,87	62,55	67,39
YR-19	59,81	57,72	62,00	73,52	71,20	75,43
YR-20	55,58	54,47	58,25	68,11	66,50	70,51
YR-21	53,99	52,30	55,56	66,69	64,93	68,15
YR-22	54,11	52,30	55,47	66,78	64,95	68,14
YR-23	54,11	52,30	55,52	66,78	64,95	68,14
YR-24	54,11	52,30	55,52	66,78	64,95	68,14
Final Settlement Price of Expired Products						
Instruments	BASE			PEAK		
Wk44-18	54,73			-		
Wk45-18	57,51			-		
Wk46-18	63,59			-		
Wk47-18	72,37			-		
Nov-18	63,65			75,58		

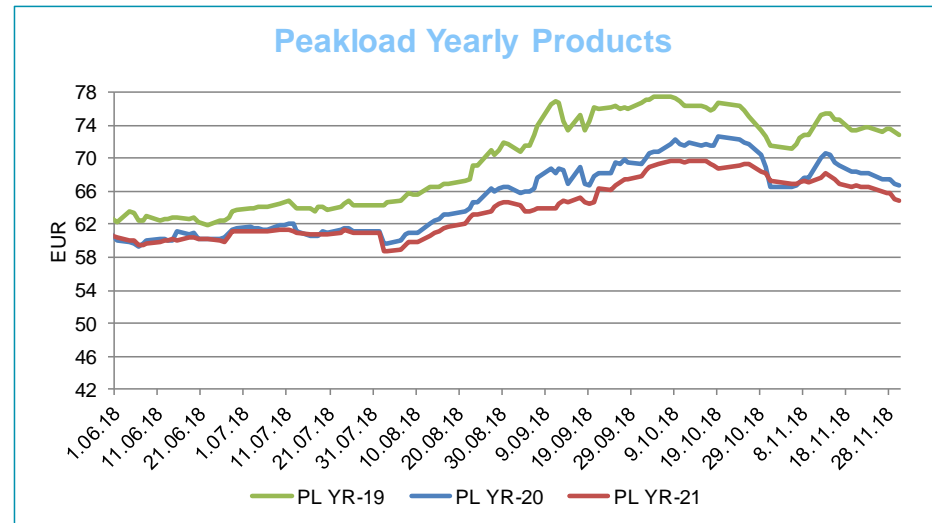
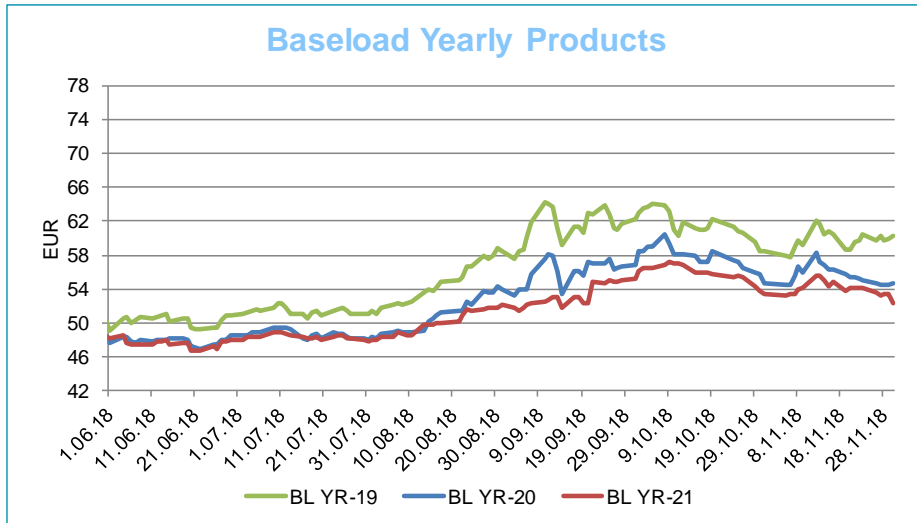
Settlement Prices



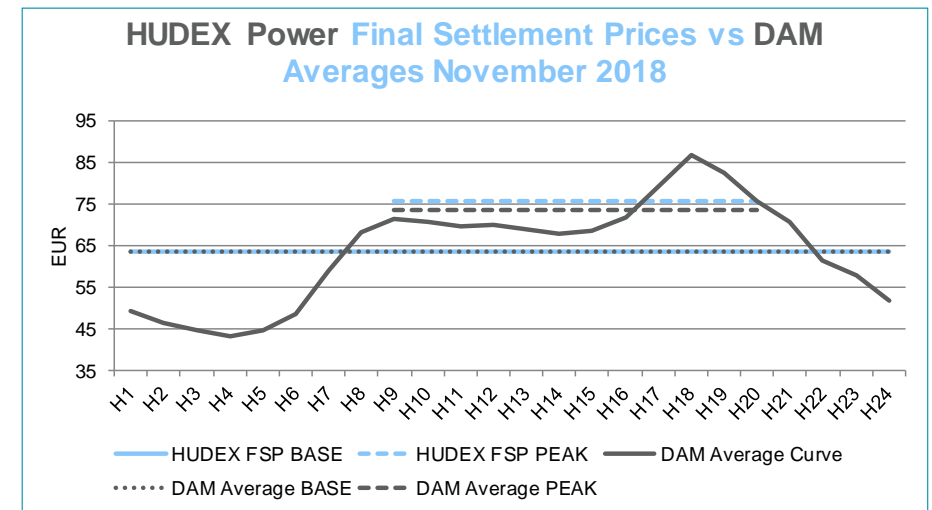
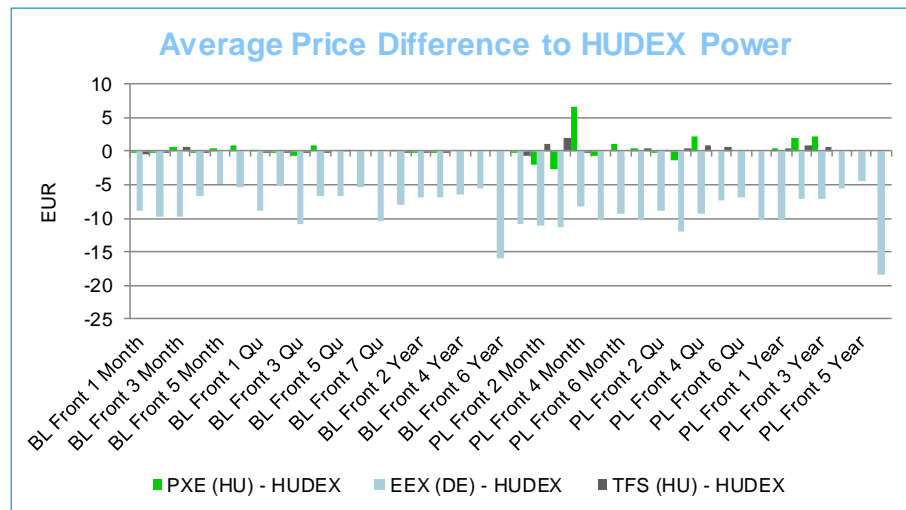
For information purposes only

HUDEX Market Operations

Trading Period: 11/2018



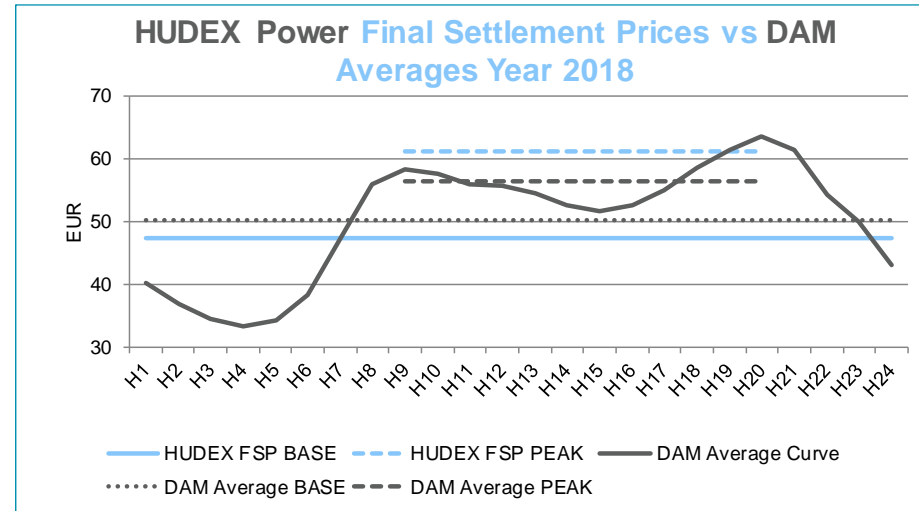
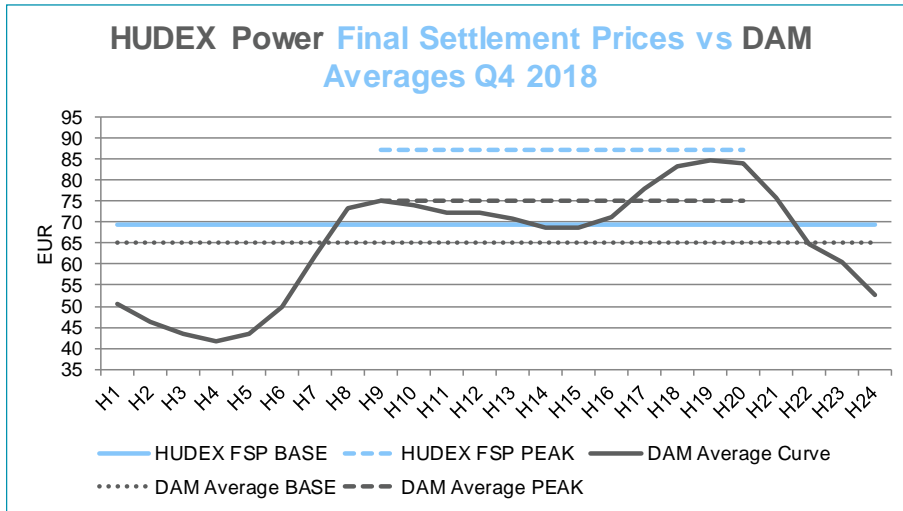
Average Price Difference and Final Settlement Prices



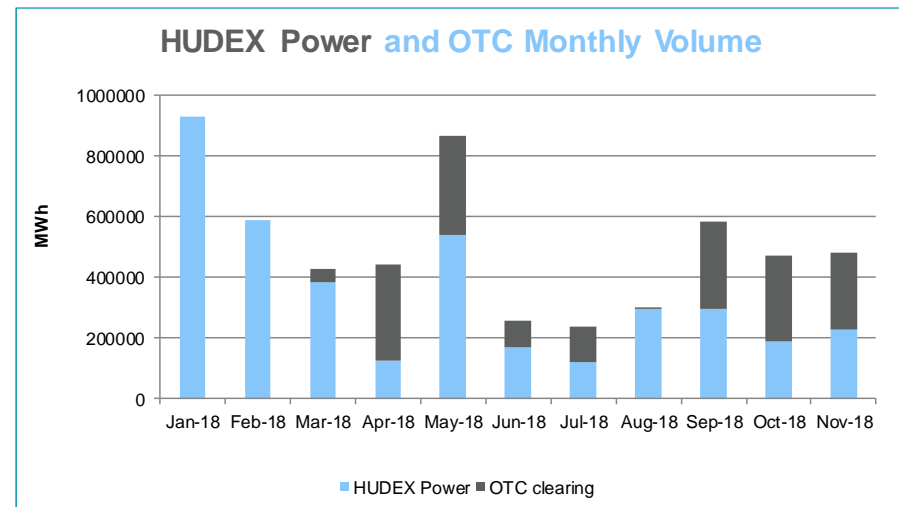
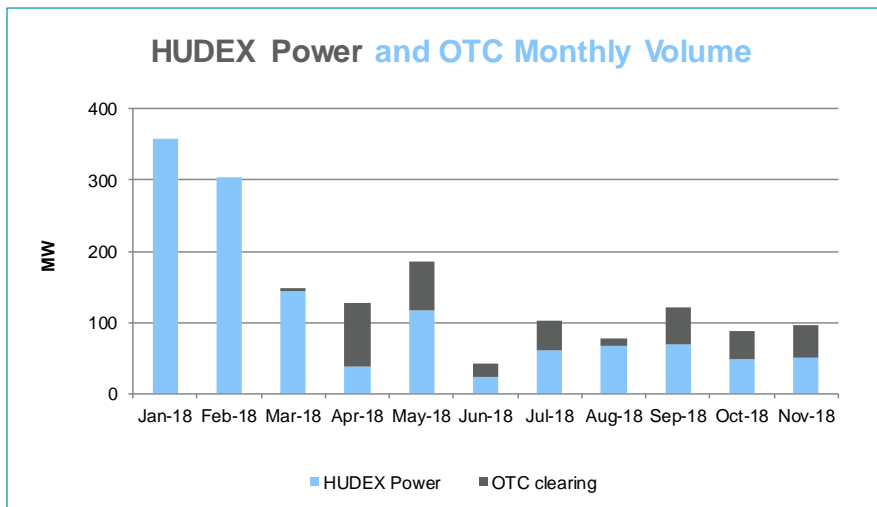
For information purposes only

HUDEX Market Operations

Trading Period: 11/2018



Monthly volumes since 03.01.2018



Traded Products in November

