

Monthly Report (December 2021)

In December the total and average daily traded volume was 78 840 MWh and 3 754 MWh respectively. The volume of the registered OTC deals was 2 123 658 MWh. The number of admitted members was 22 in the examined month.



Admitted Members

- | | | |
|---------------------------|--------------------------------------|-------------------------------------|
| →Alpiq Energy SE | →EP Commodities a.s. | →MOL Magyar Olaj- és Gázipari Nyrt. |
| →BC-Energiakereskedő Kft. | →Freepoint Commodities Europe LLP | →MVM Partner Zrt. |
| →CEZ, a.s. | →GEN-I d.o.o. | →OMV Marketing and Trading GmbH |
| →Danske Commodities A/S | →HEP d.d. | →RWE Supply & Trading GmbH |
| →EDF Trading Limited | →Holding Slovenske Elektrarne d.o.o. | →Sinergy Energiakereskedő Kft. |
| →EDS International SK | →Magyar Áramszolgáltató Kft. | →Uniper Global Commodities SE |
| →Enel Trade S.p.A. | →MAVIR ZRt. | |
| →Energy Financing Team | →MET Austria Energy Trade GmbH | |

Partners

- 42 Financial Services, a.s. (broker)
- ARRACO Global Markets Ltd. (broker)
- Griffin Markets Limited (broker)
- ICAP Energy AS (broker)
- Tradition Financial Services Ltd. (broker)

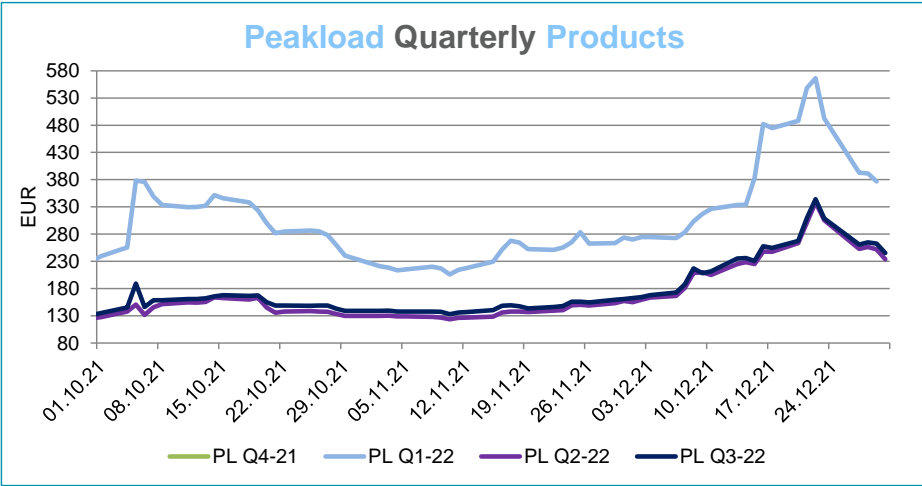
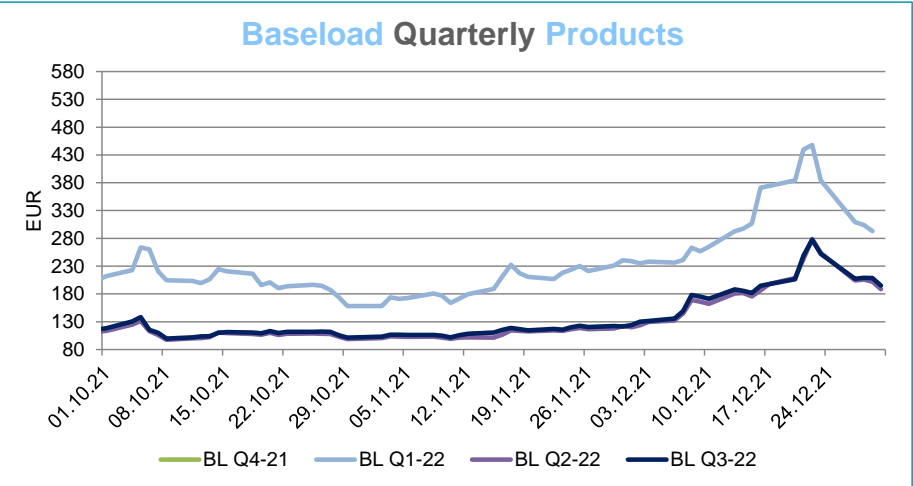
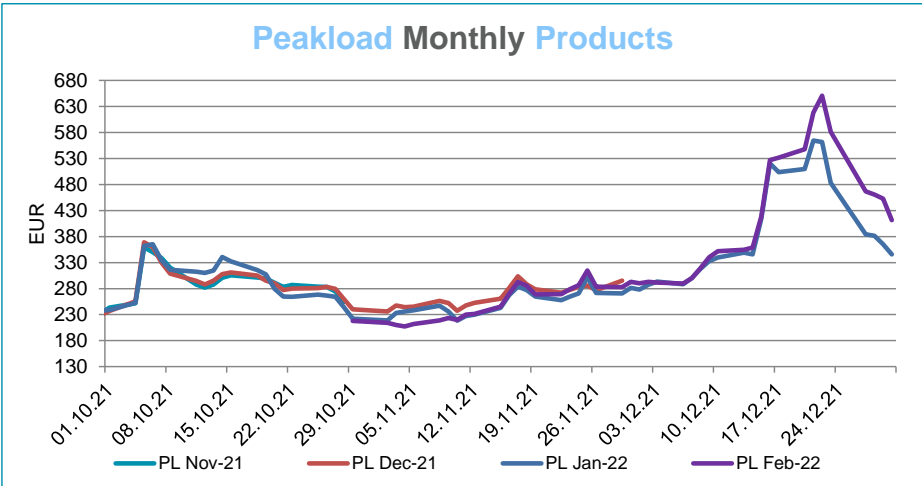
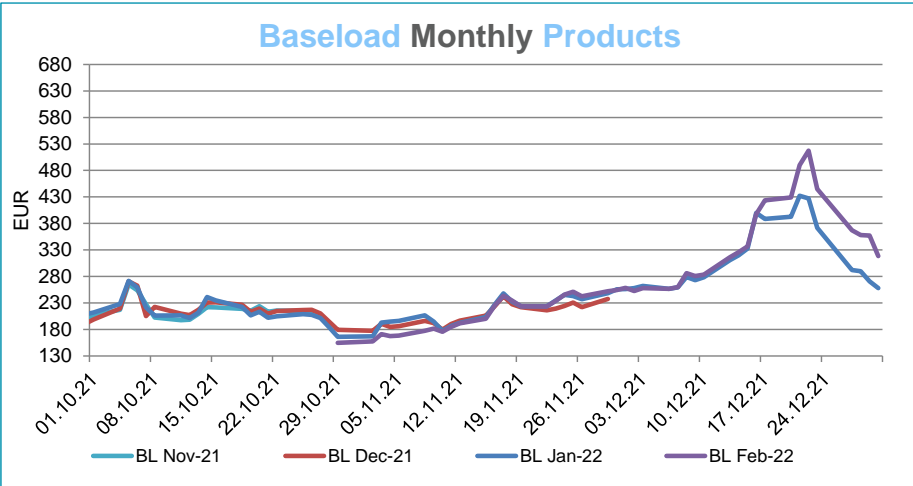
Instruments	BASE_avg	Low	High	PEAK_avg	Low	High
WK-49	296,05	284,98	307,12			
WK-50	269,51	248,72	284,75			
WK-51	276,33	241,21	315,00			
WK-01	264,48	205,56	290,60			
WK-02	279,23	262,85	291,30			
Jan-22	317,54	256,27	432,19	391,14	278,06	564,46
Feb-22	340,80	252,43	517,49	418,60	289,96	650,80
Mar-22	270,18	196,34	405,98	334,99	243,24	497,19
Q1-22	308,94	235,19	448,01	379,31	270,28	566,36
Q2-22	183,50	120,02	278,88	229,92	155,24	338,32
Q3-22	187,92	124,05	277,63	236,74	162,48	344,22
Q4-22	203,89	132,26	305,30	259,03	177,26	371,84
YR-22	220,32	153,42	326,91	275,41	190,90	404,33
YR-23	123,91	105,99	145,90	153,79	133,39	179,64
YR-24	94,31	87,78	101,03	116,61	109,82	124,48
Final Settlement Price of Expired Products						
Instruments	BASE			PEAK		
Wk48-21	225,88			-		
Wk49-21	238,41			-		
Wk50-21	294,71			-		
Wk51-21	295,64			-		
Dec-21	245,81			312,20		
Q1-22	293,22			377,00		
YR-22	233,12			293,52		

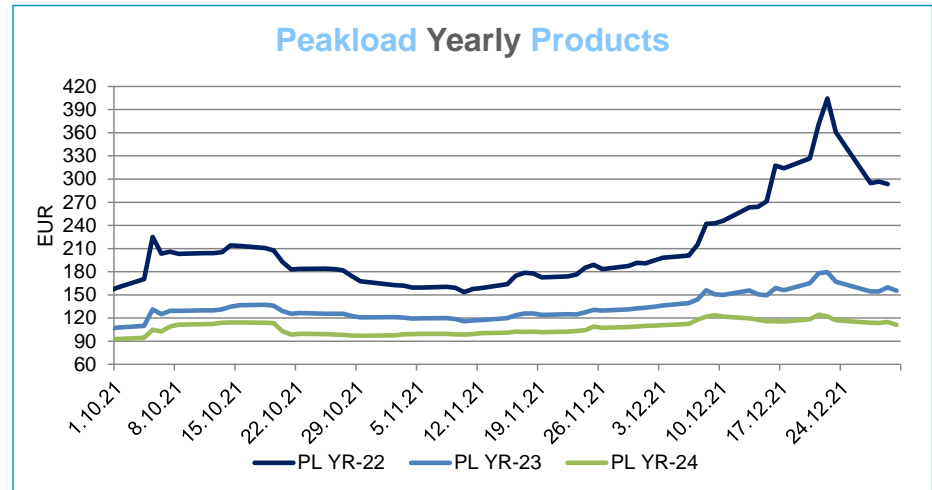
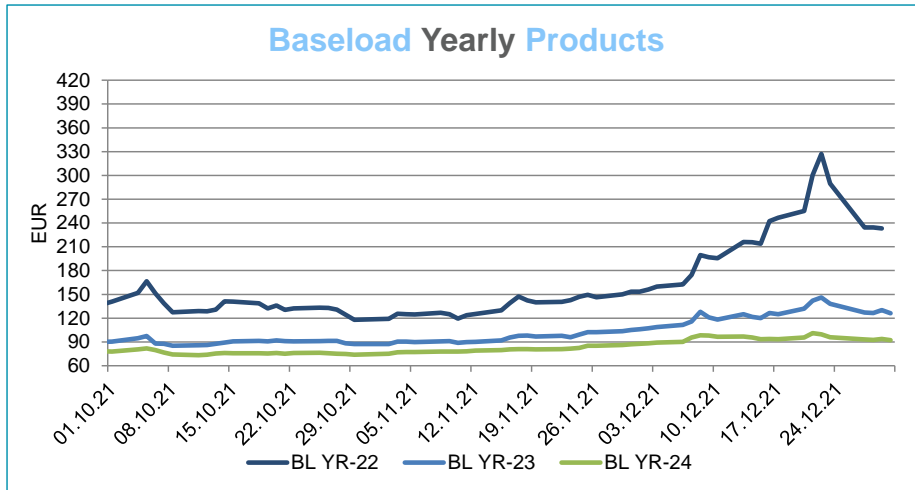
For information purposes only

HUDEX Market Operations

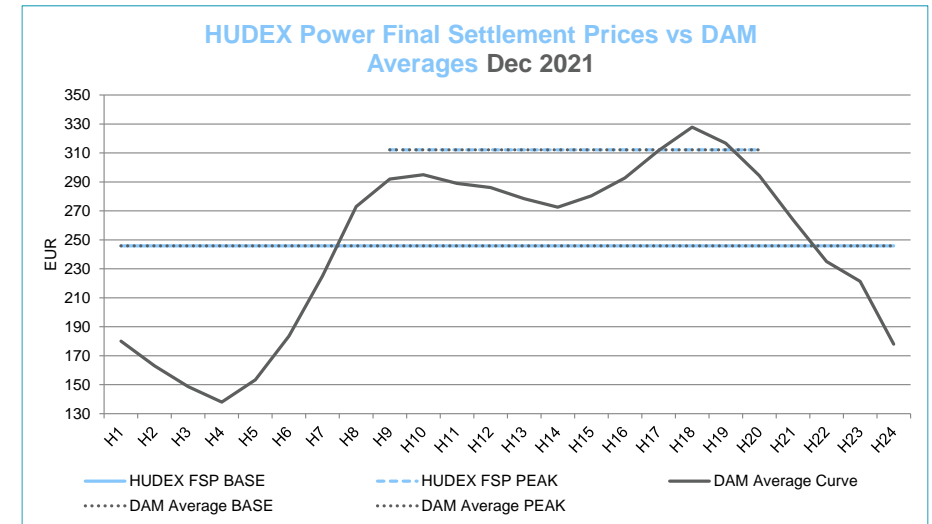
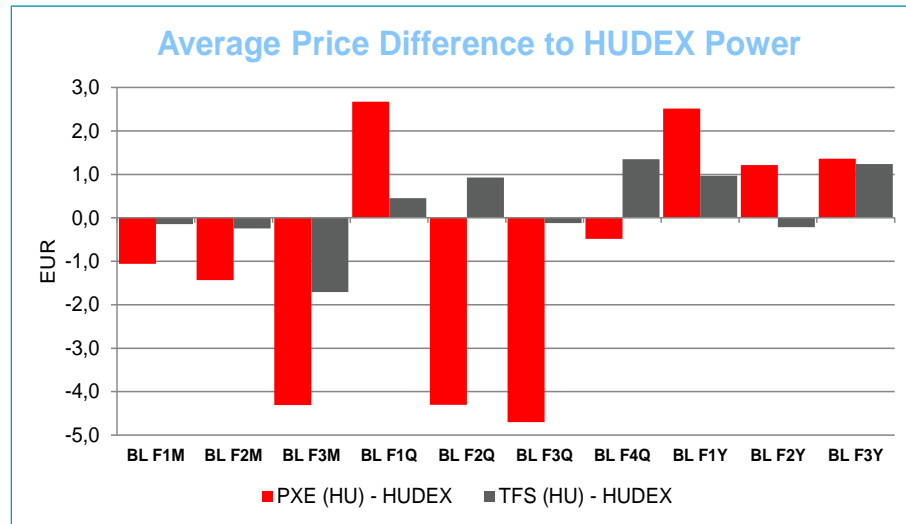
Trading Period: 12/2021

Settlement Prices





Average Price Difference and Final Settlement Prices

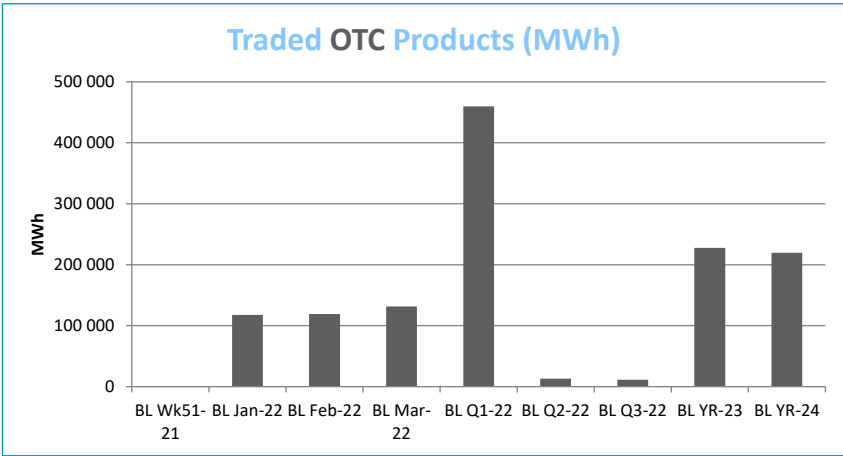
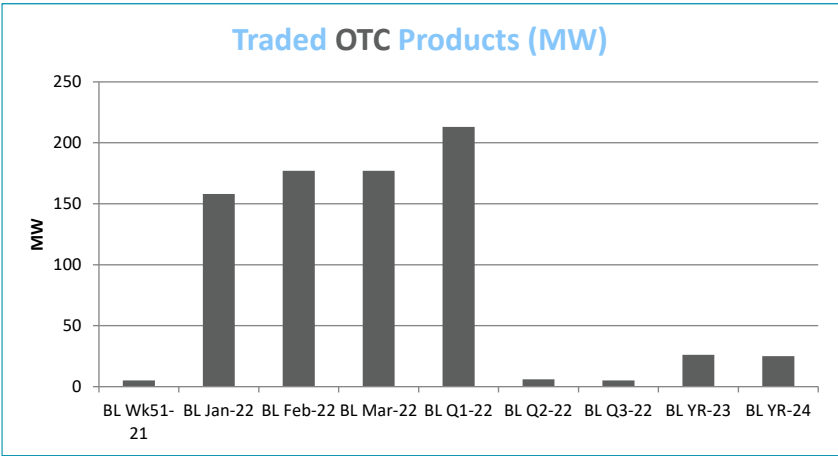
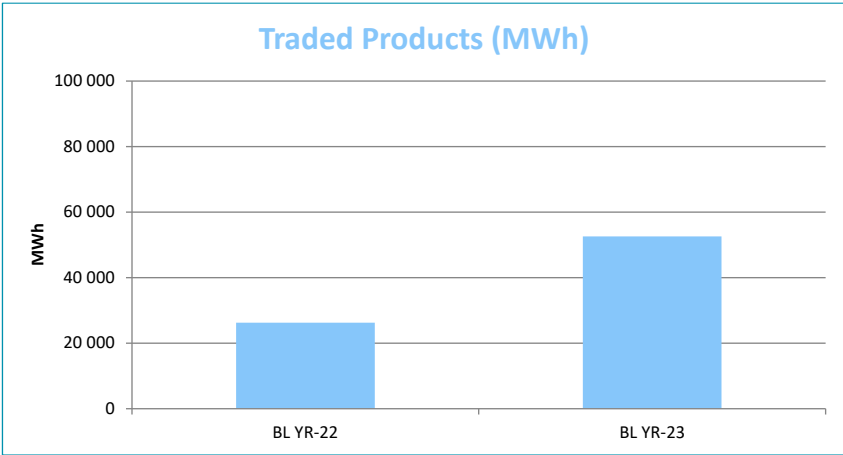
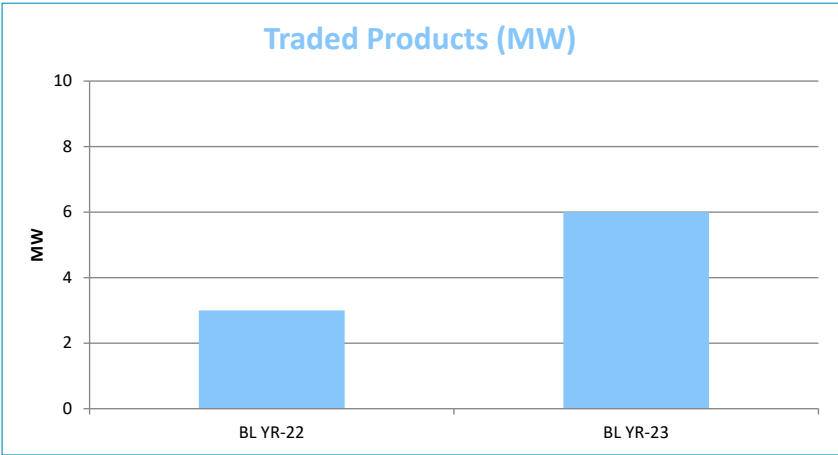


For information purposes only

HUDEX Market Operations

Trading Period: 12/2021

Traded Products in December



Monthly volumes

