

Monthly Report (March 2020)

In March the total and average daily traded volume was 97 700 MWh and 4 440,9 MWh respectively. The number of admitted members was 22 in the examined month.



Admitted Members

- Alpiq Energy SE
- BC-Energiakereskedő Kft.
- CEZ, a.s.
- Danske Commodities A/S
- EDF Trading Limited
- EDS International SK
- Enel Trade S.p.A.
- EP Commodities a.s.

- Freepoint Commodities Europe LLP
- GEN-I d.o.o.
- HEP d.d.
- Holding Slovenske Elektrarne d.o.o.
- LE Trading a.s.
- Magyar Áramszolgáltató Kft.
- Mátrai Erőmű Zrt.

- MAVIR ZRt.
- MET Austria Energy Trade GmbH
- MOL Magyar Olaj- és Gázipari Nyrt.
- MVM Partner Zrt.
- OMV Marketing and Trading GmbH
- RWE Supply & Trading GmbH
- Sinergy Energiakereskedő Kft.

Partners

- Tradition Financial Services Ltd. (broker)
- 42 Financial Services, a.s. (broker)
- ARRACO Global Markets Ltd. (broker)
- Griffin Markets Limited (broker)

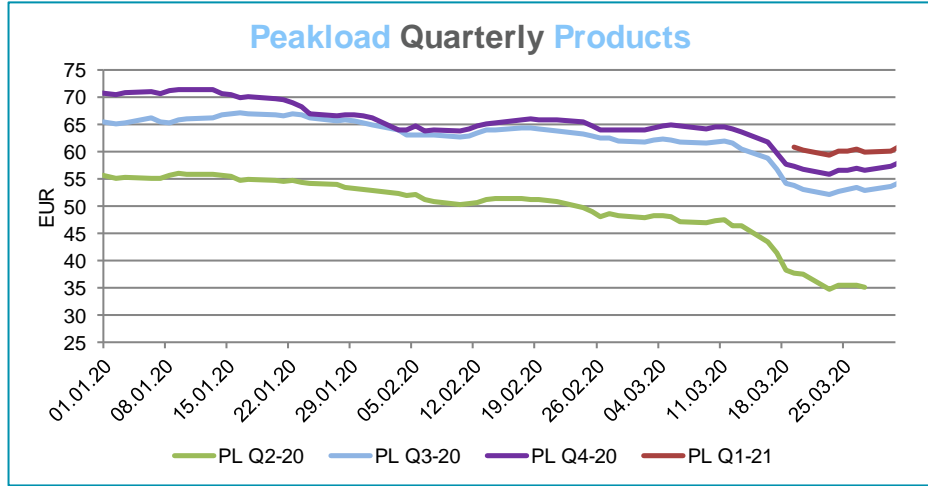
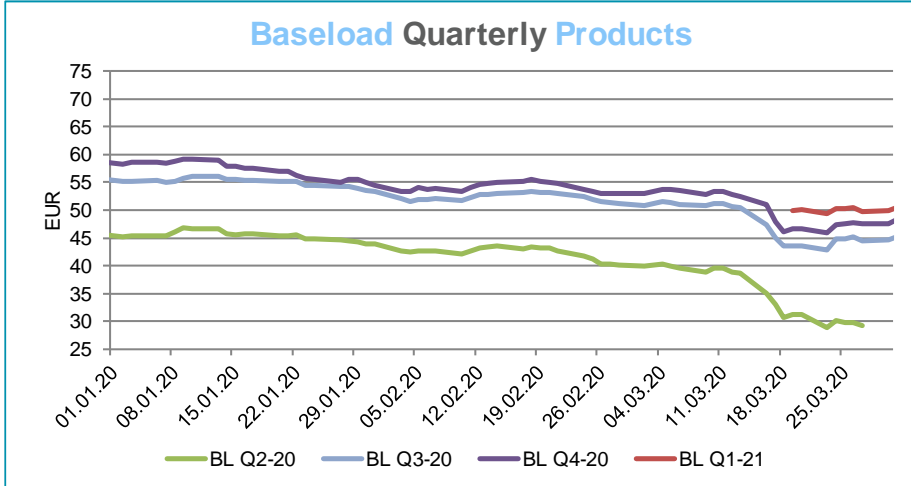
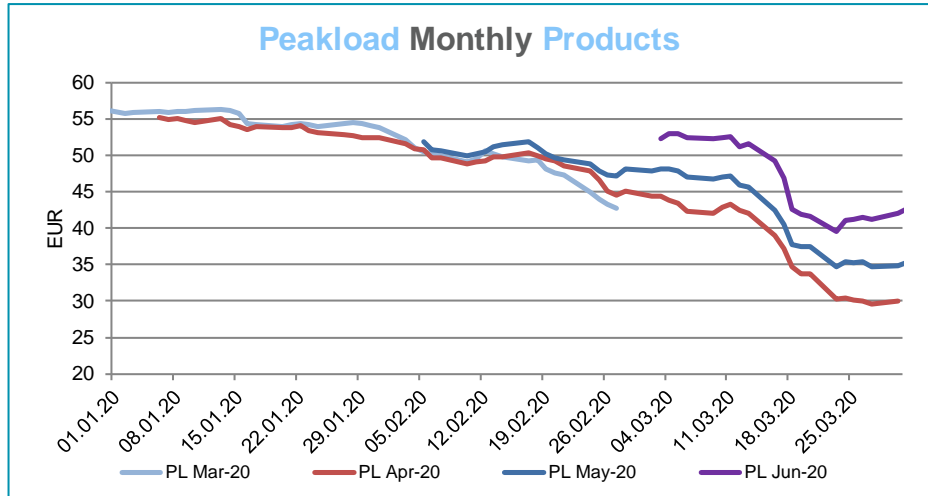
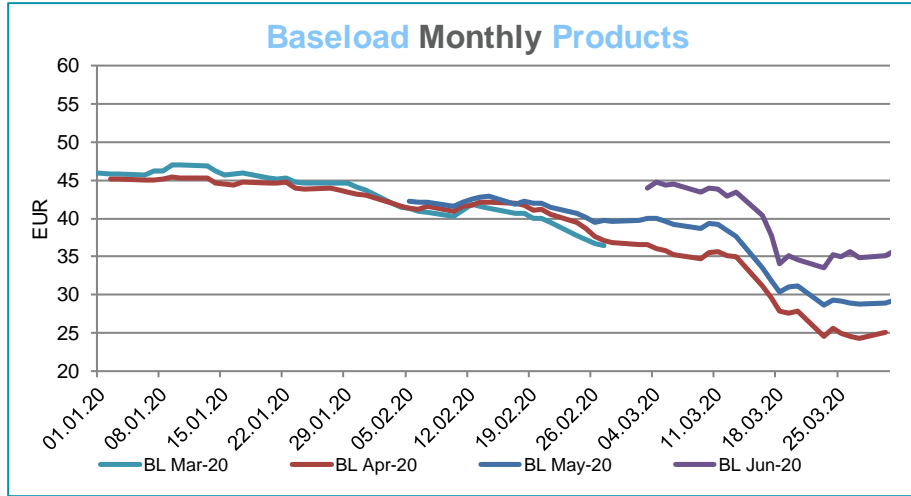
Instruments	BASE_avg	Low	High	PEAK_avg	Low	High
WK-11	33,88	32,70	34,93			
WK-12	34,80	34,03	36,77			
WK-13	33,36	26,56	36,74			
WK-14	31,26	22,13	36,96			
WK-15	28,82	23,28	35,96			
WK-16	27,58	24,72	35,01			
WK-17	25,84	25,24	27,01			
WK-18	25,36	25,11	25,78			
Mar-20	30,92	24,33	36,56	37,58	29,52	44,39
Apr-20	34,22	28,65	40,00	41,46	34,69	48,15
May-20	39,36	33,58	44,75	46,98	39,57	52,94
Q2-20	35,22	28,91	40,27	42,51	34,85	48,32
Q3-20	47,51	42,76	51,59	57,61	52,24	62,41
Q4-20	50,11	45,85	53,79	60,73	55,89	64,90
Q1-21	52,45	49,30	55,33	63,31	59,36	66,71
YR-21	49,03	45,10	52,95	59,54	55,13	63,56
YR-22	50,05	46,12	53,93	60,76	56,24	65,10
YR-23	50,60	46,94	54,04	61,18	56,93	65,49
Final Settlement Price of Expired Products						
Instruments	BASE			PEAK		
Wk10-20	34,82			-		
Wk11-20	32,31			-		
Wk12-20	26,90			-		
Wk13-20	24,90			-		
Mar-20	29,77			35,20		
Q2-20	29,29			35,14		

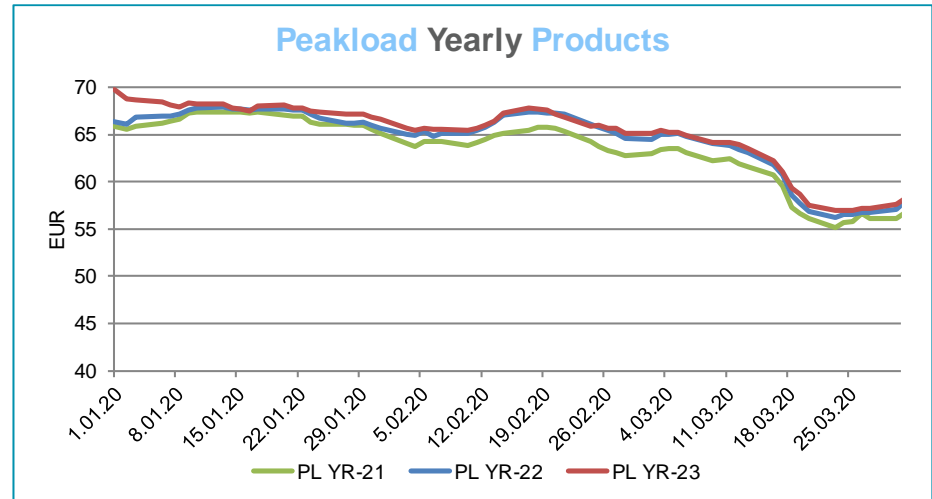
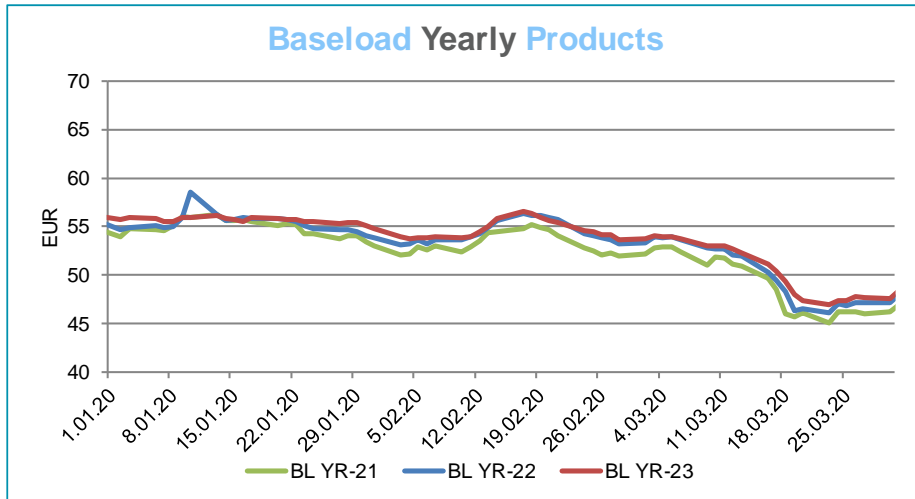
For information purposes only

HUDEX Market Operations

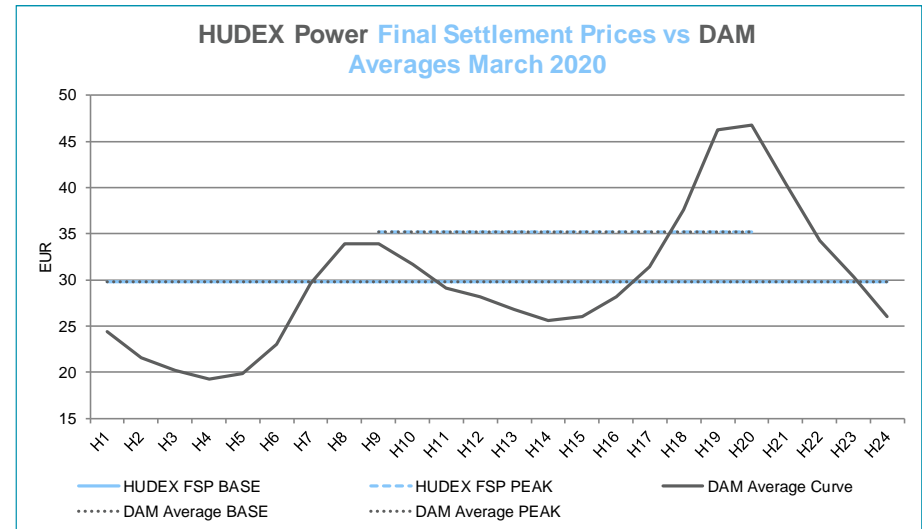
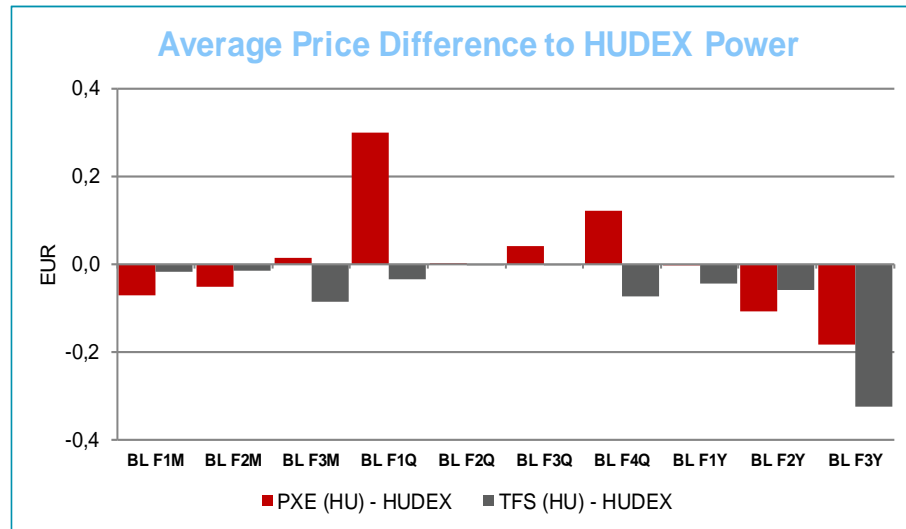
Trading Period: 03/2020

Settlement Prices





Average Price Difference and Final Settlement Prices

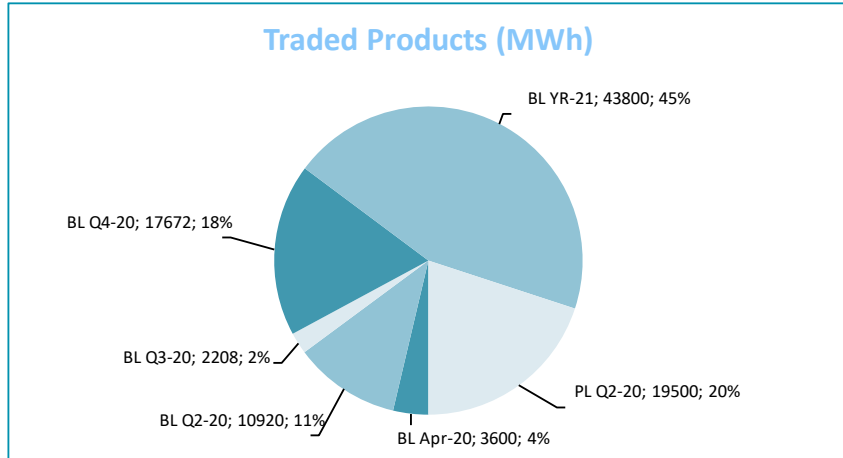
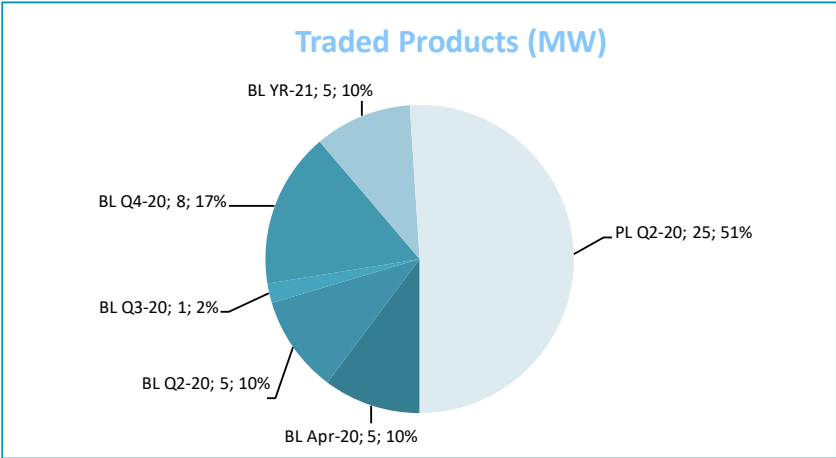
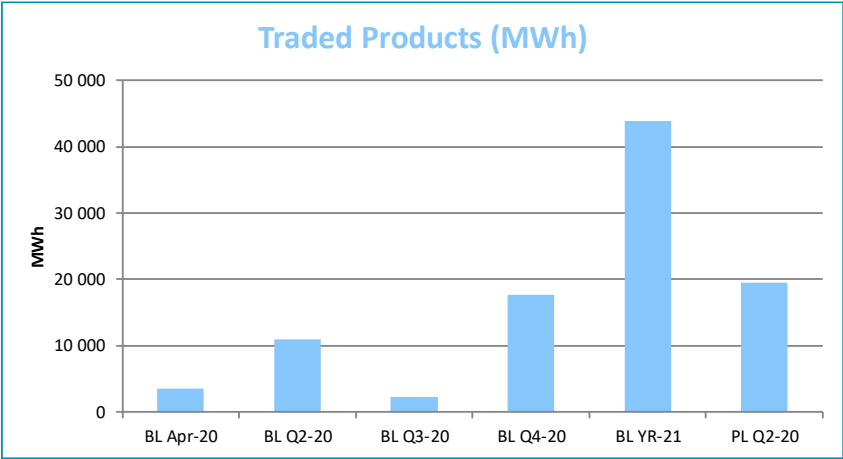
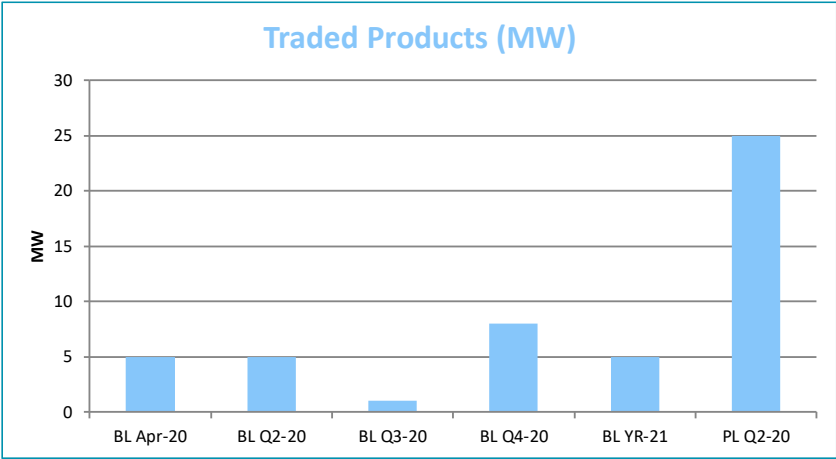


For information purposes only

HUDEX Market Operations

Trading Period: 03/2020

Traded Products in March



Monthly volumes

