

Monthly Report (May 2019)

In May the total and average daily traded volume was 98 808 MWh and 4 491 MWh respectively. The number of admitted members was 23 in the examined month.



Admitted Members

- Alpiq Energy SE
- BC-Energiakereskedő Kft.
- CEZ, a.s.
- CHP ERŐMŰ Kft.
- Danske Commodities A/S
- EDF Trading Limited
- EDS International SK

Partners

- Tradition Financial Services Ltd. (broker)
- 42 Financial Services, a.s. (broker)
- ARRACO Global Markets Ltd. (broker)

- Enel Trade S.p.A.
- EP Commodities a.s.
- Freepoint Commodities Europe LLP
- GEN-I d.o.o.
- HEP d.d.
- Holding Slovenske Elektrarne d.o.o.
- LE Trading a.s.
- Magyar Áramszolgáltató Kft.

- Mátrai Erőmű Zrt.
- MAVIR Zrt.
- MET Austria Energy Trade GmbH
- MVM Partner Zrt.
- OMV Marketing and Trading GmbH
- RWE Supply & Trading GmbH
- Sinergy Energiakereskedő Kft.
- Watt & Volt SA

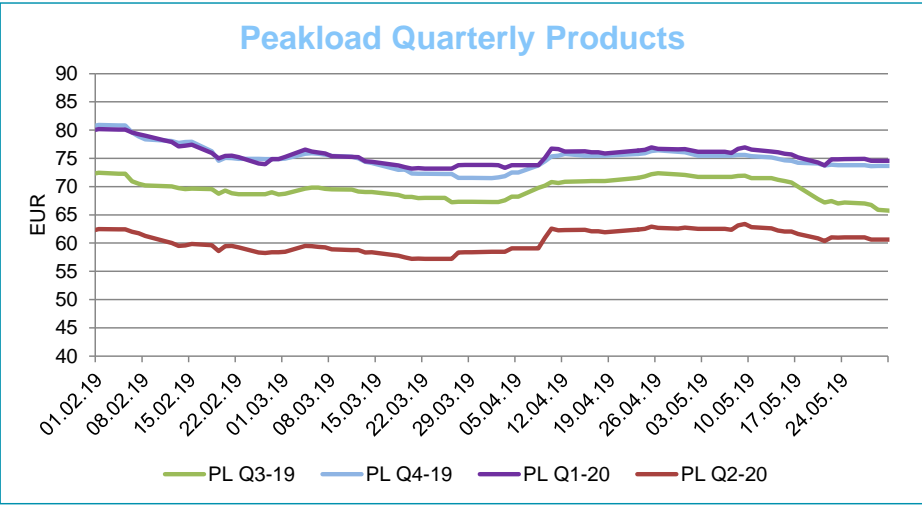
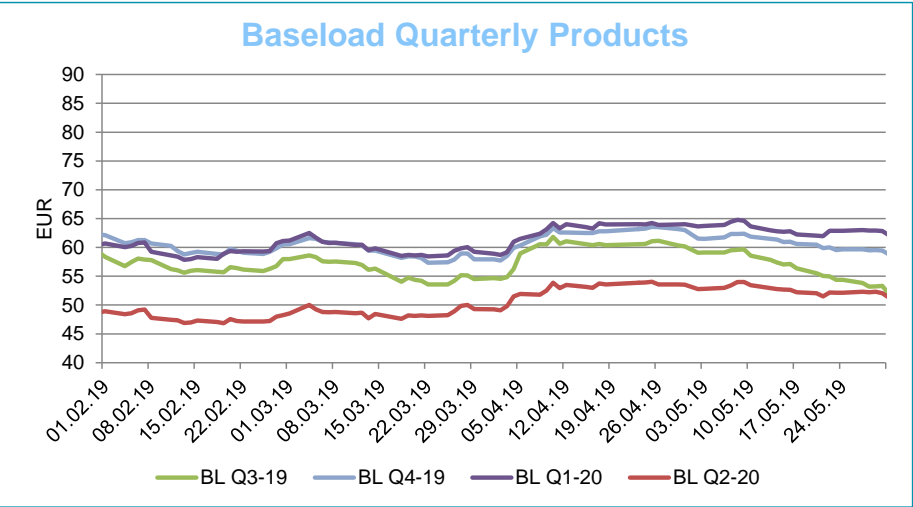
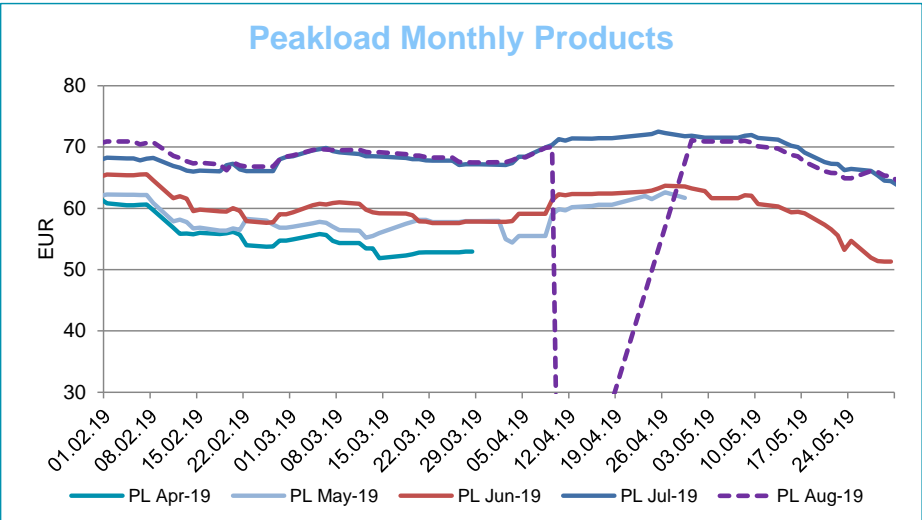
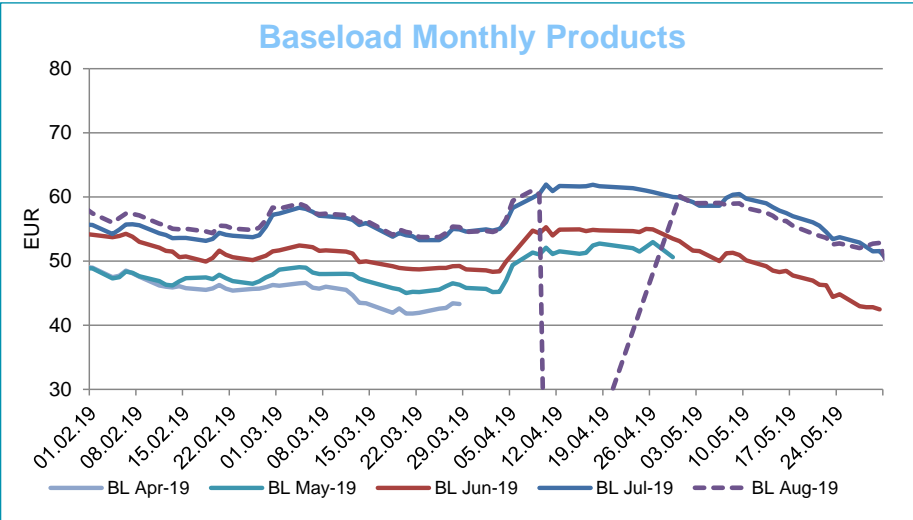
Instruments	BASE_avg	Low	High	PEAK_avg	Low	High
WK-18	45,99	45,99	45,99			
WK-19	45,93	44,36	47,89			
WK-20	48,03	44,81	52,47			
WK-21	47,45	41,74	52,44			
WK-22	45,21	40,19	50,47			
WK-23	45,62	39,09	49,95			
WK-24	45,72	39,09	49,95			
WK-25	45,65	44,49	46,29			
Jun-19	47,56	42,47	51,62	57,82	51,32	62,82
Jul-19	56,28	50,35	60,45	68,70	63,76	71,96
Aug-19	55,53	49,97	59,05	67,90	64,48	71,02
Q3-19	56,37	51,92	59,65	69,30	69,30	69,30
Q4-19	60,71	58,76	62,36	74,54	73,63	75,63
Q1-20	63,12	61,96	64,79	75,43	73,75	76,93
Q2-20	52,58	51,29	54,01	61,70	60,35	63,39
YR-20	58,37	57,24	59,57	70,78	69,22	71,90
YR-21	55,65	55,11	56,49	68,69	67,85	69,44
YR-22	55,85	55,18	57,01	69,08	67,92	70,45
Final Settlement Price of Expired Products						
Instruments	BASE			PEAK		
Wk18-19	40,71			-		
Wk19-19	44,98			-		
Wk20-19	43,49			-		
Wk21-19	41,12			-		
May-19	42,12			48,47		

For information purposes only

HUDEX Market Operations

Trading Period: 05/2019

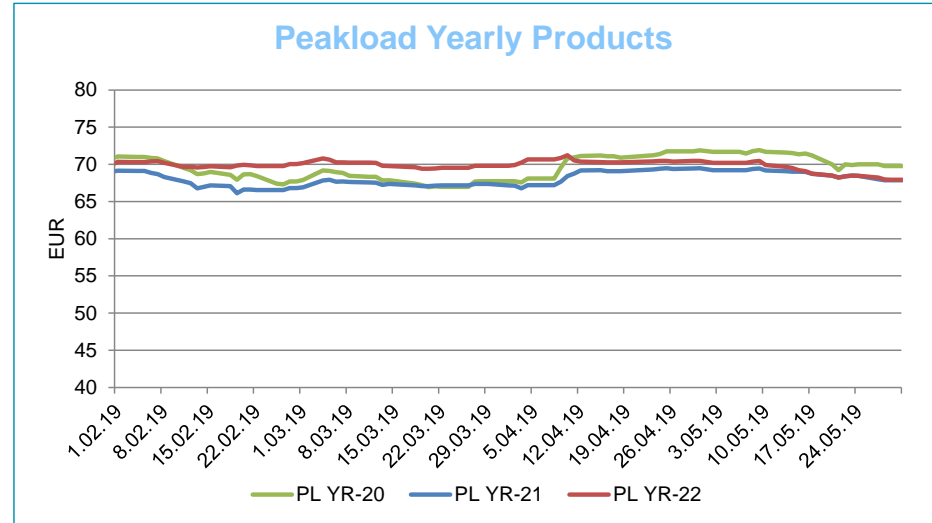
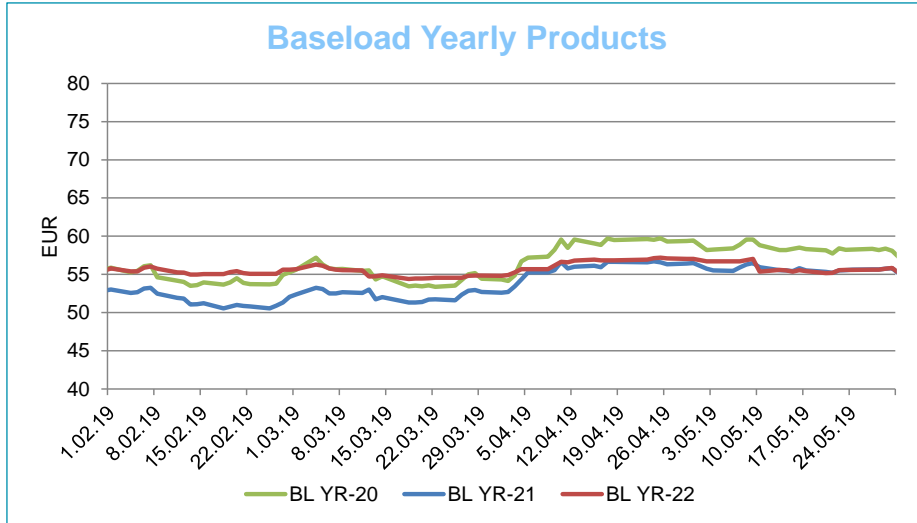
Settlement Prices



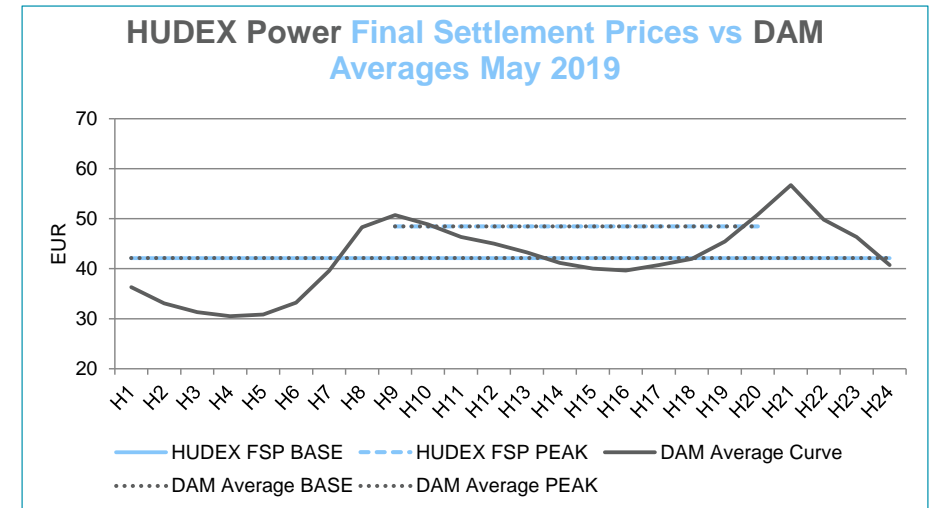
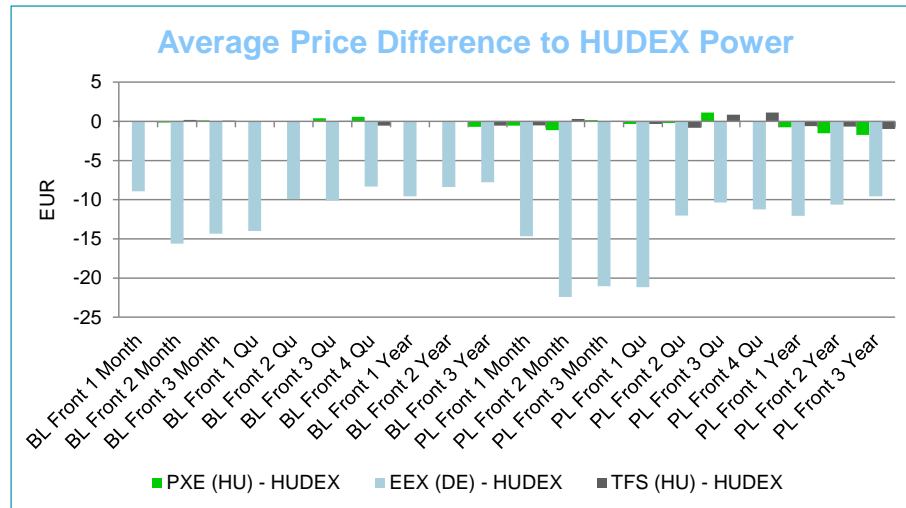
For information purposes only

HUDEX Market Operations

Trading Period: 05/2019



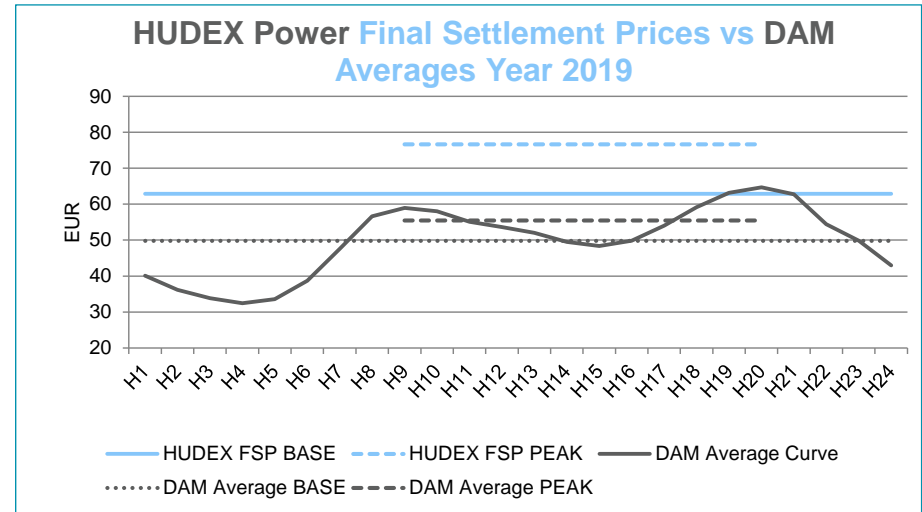
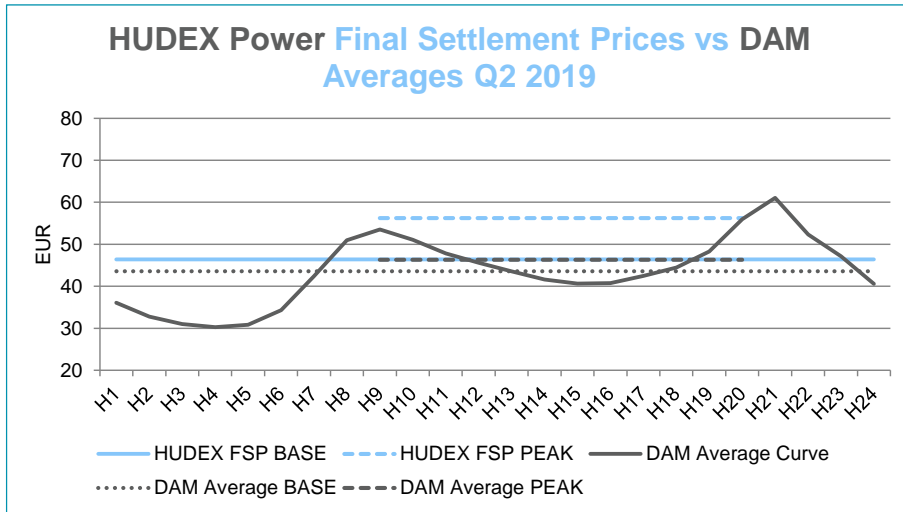
Average Price Difference and Final Settlement Prices



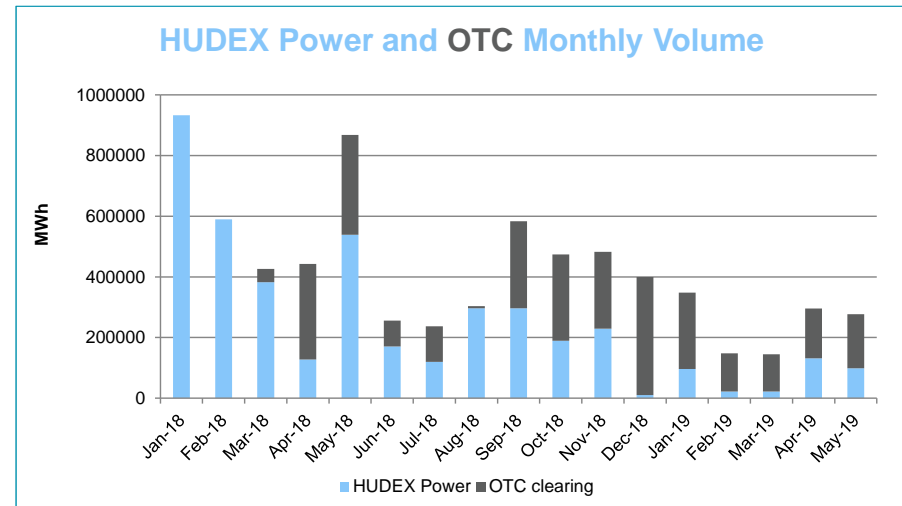
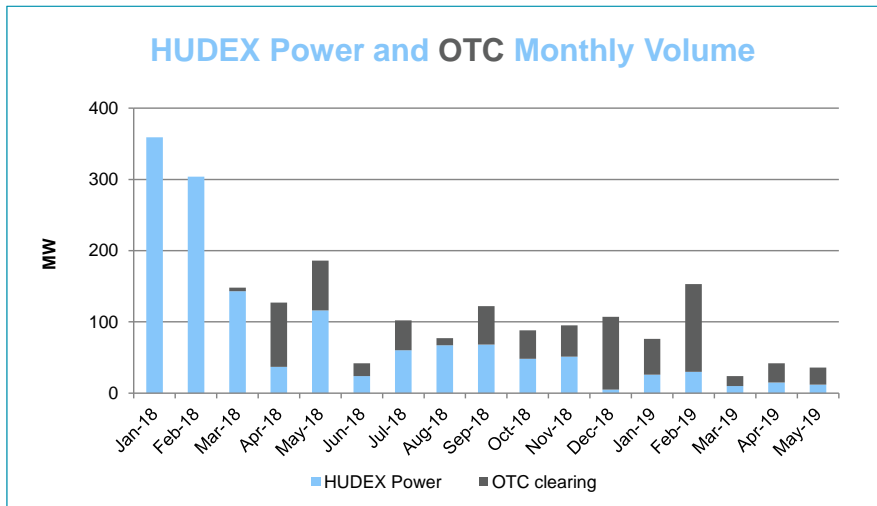
For information purposes only

HUDEX Market Operations

Trading Period: 05/2019



Monthly volumes



Traded Products in May

